

# ZELUS

TRUCK

**5**

TON (PAYLOAD CAPACITY)  
(19.5K GVWR)

**10**

YEAR LIFECYCLE (MINIMUM)  
(LIMITED LIFE WARRANTY)

**11**

CENTS / MILE  
(AVERAGED COST)

**FULL ELECTRIC (DIESEL HYBRID OPTION)  
EXTREME DUTY CHASSIS / PLATFORM**  
(STANDARD AND CUSTOM CABINS AVAILABLE)



Zeus Truck, combining 25+ years of engineering, manufacturing, sales, and relationships within the emergency and specialty vehicle industries (diesel and electric propulsion systems); designed and engineered as a purpose built, severe duty, electric chassis / platform.

Balanced power for optimal performance and reliability. Engineered to out-perform duty and cycle.

### ZEUS TRUCK SPECIFICATIONS

#### GENERAL

RANGE	180 MILES
DRIVE TYPE	LIQUID COOLED, DUAL MOTOR, ALL WHEEL DRIVE
BATTERY	LIFEPO4, 172.8 KW (P)
HORSEPOWER	231 (P)
TORQUE	1244 LB-FT (P)
TRANSMISSION	N/A
MAXIMUM PAYLOAD	10,000 POUNDS
GVWR	19,500 POUNDS
MAXIMUM GCWR	33,500 POUNDS
MAXIMUM VELOCITY	78 MPH (PAYLOAD DEPENDENT)

#### CHASSIS

CONSTRUCTION TYPE	HSLA, LADDER FRAME, MODULAR
FRAME RBM (MINIMUM)	1.02 MILLION LB/IN
FRAME RBM (MAXIMUM)	1.9 MILLION LB/IN
FRONT SUSPENSION	IFS, AIR, 8,000, LB RATING
REAR SUSPENSION	IRS, AIR, 14,000 LB RATING

#### CABIN

CABIN TYPES	2 DOOR (H)
	4 DOOR (H)
	2 DOOR (CO)
	4 DOOR (CO)
	CUSTOMER SPECIFIC
CABIN MATERIAL	ALUMINUM EXTRUSION AND PANEL
HEATING SYSTEM	DIESEL POWERED COOLANT
A/C SYSTEM	12/24V INDEPENDENT

#### RELIABILITY

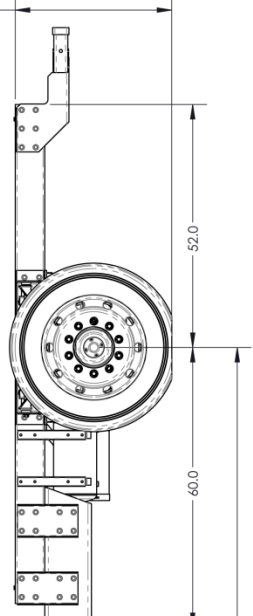
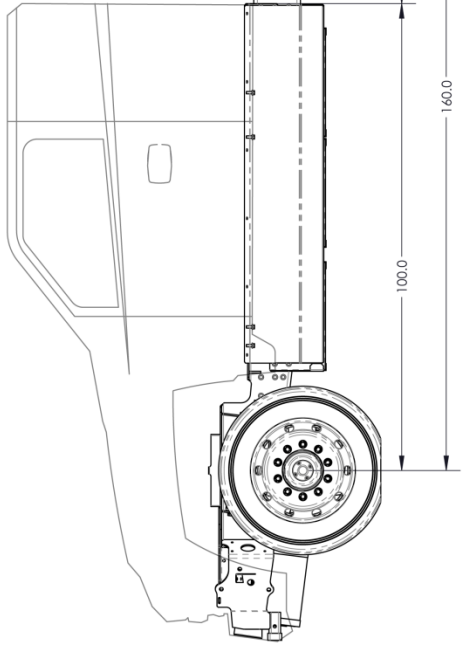
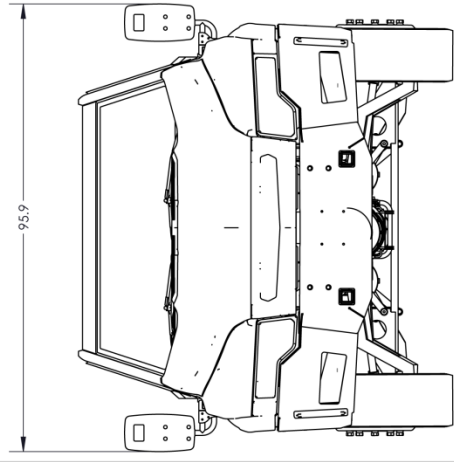
WARRANTY	LIMITED LIFETIME, 10 YEAR, CHASSIS
	LIMITED LIFETIME, 10 YEAR, CABIN
	LIMITED LIFETIME, 10 YEAR, PAINT
	LIMITED LIFETIME, 10 YEAR, POWER SYSTEM

REBELS



# TRUCK





REV.	DESCRIPTION OF CHANGE	DATE	DRAWN	APPROVED

1 2 3 4 5 6 7 8

1 2 3 4 5 6 7 8

D C B A